

# DEL 1 AL 29

1	22	23	24	25	14	15				
22	21	22	23	26	27	22				
21	20	19	10	27	28	29				▶
6	7	18	17	28	13	14	13	14	15	
19	18	17	16	15	14	13	12	13	14	
20	3	4	7	16	5	16	11	18	27	
21	22	19	18	17	4	9	10	11	26	
			▶	1	2	3	8	23	24	11
			22	3	22	7	7	13	10	
			23	4	5	6	7	8	9	

# DIFERENCIAS

Busca las 5 diferencias.



# UNE LOS PUNTOS



# UNE LOS PUNTOS



# RECORTABLES

Dale color a los números y recórtalos.



# LOCALIZACIÓN

Coloca los números en el lugar donde los encontré Numeratrón.



# MANUALIDADES




1. Necesitas el cartón de un rollo de papel higiénico.

2. Pinta el rollo de cartón de color azul oscuro y dejar secar.




3. Recorta las alas y pega por la zona indicada.



4. Recorta la cabeza, patas y pégalos.



# RECORTABLES



Ala derecha



Ala izquierda



Pata derecha













Pata izquierda




Cabeza





# CARTAS












Corazones













# CARTAS





Diamantes













# CARTAS



Picas



# CARTAS



Trébol

